



CLASSROOM TECHNOLOGY

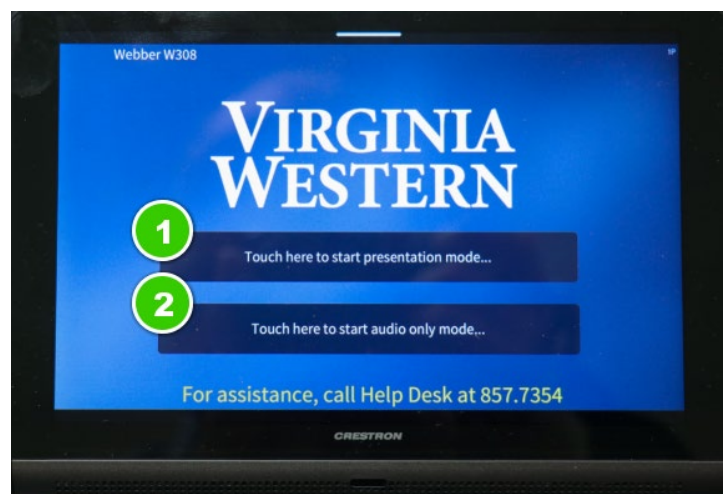
Classroom Lectern

Please turn on your computer as you would typically do; it is essential to note that your monitor will only turn on once the touch panel is engaged. To turn on your display, you will need to select an option from the touch panel menu (computer, laptop, document camera, instructor camera, and air media).

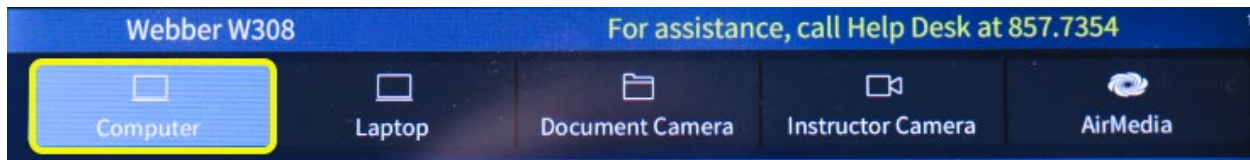


The touch panel now offers two different options that are available to get you started.

- 1) The presentation mode will allow you to turn on your projector automatically
- 2) The audio-only option allows you to play any music, podcasts, etc., that you would like for your students to hear.



At the top of your touch panel, you will see all of the outputs available to display your content.



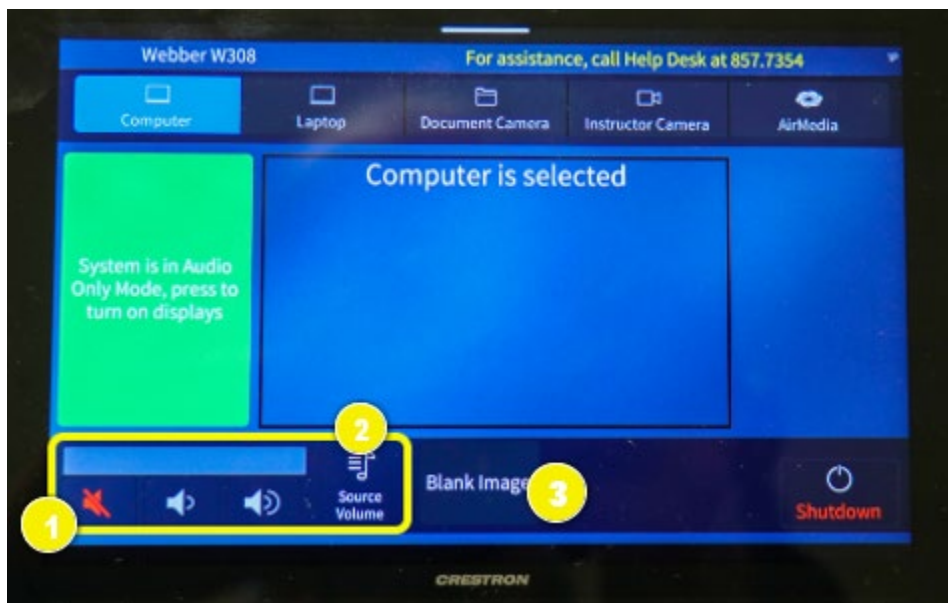
At the top of your touch panel, you will see all of the outputs available to display your content.

1. **Computer:** Displays the screen of the computer monitor that is located on the lectern
2. **Laptop:** Your laptop can be connected using the HDMI cable located on the lectern.
3. **Document Camera:** Display your annotations.
4. **Instructor camera:** This allows you to change the camera view.
5. **Air Media:** Allows individuals to connect and project their screen using a code

Audio and Blank Screen

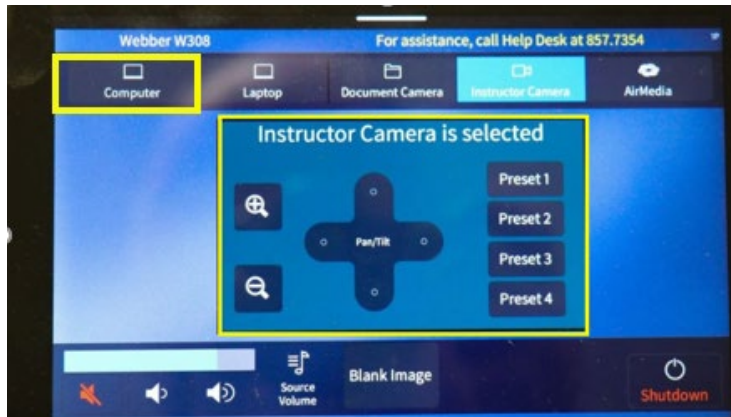
On the touch panel, you can control the volume of your media.

1. At the bottom, you can mute, lower, and increase volume.
2. Source volume is where you can select the device from which your audio is coming.
3. The blank image allows you to work from your desktop without students seeing your screen.



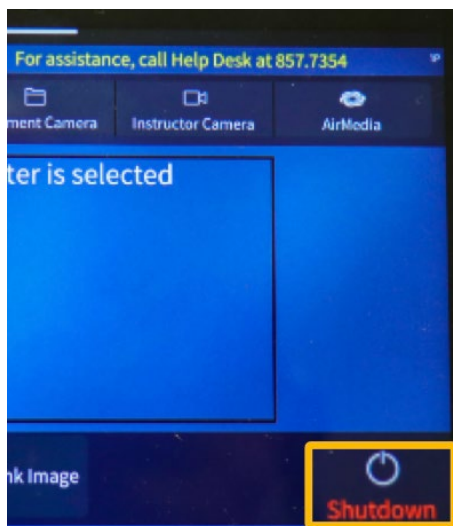
Instructor Camera

The instructor camera allows you to move the camera around and customize the focus of the camera. It is essential that once you adjust your camera, you will have to click the computer display to go back to your presentation.



Shutdown Process

Please shut down your computer as you would typically do before you shut down the system from the touch panel.



For more assistance, please contact:

Joe Bear

Lead Media Geek

540-857-7263

jbear@viriniawestern.edu